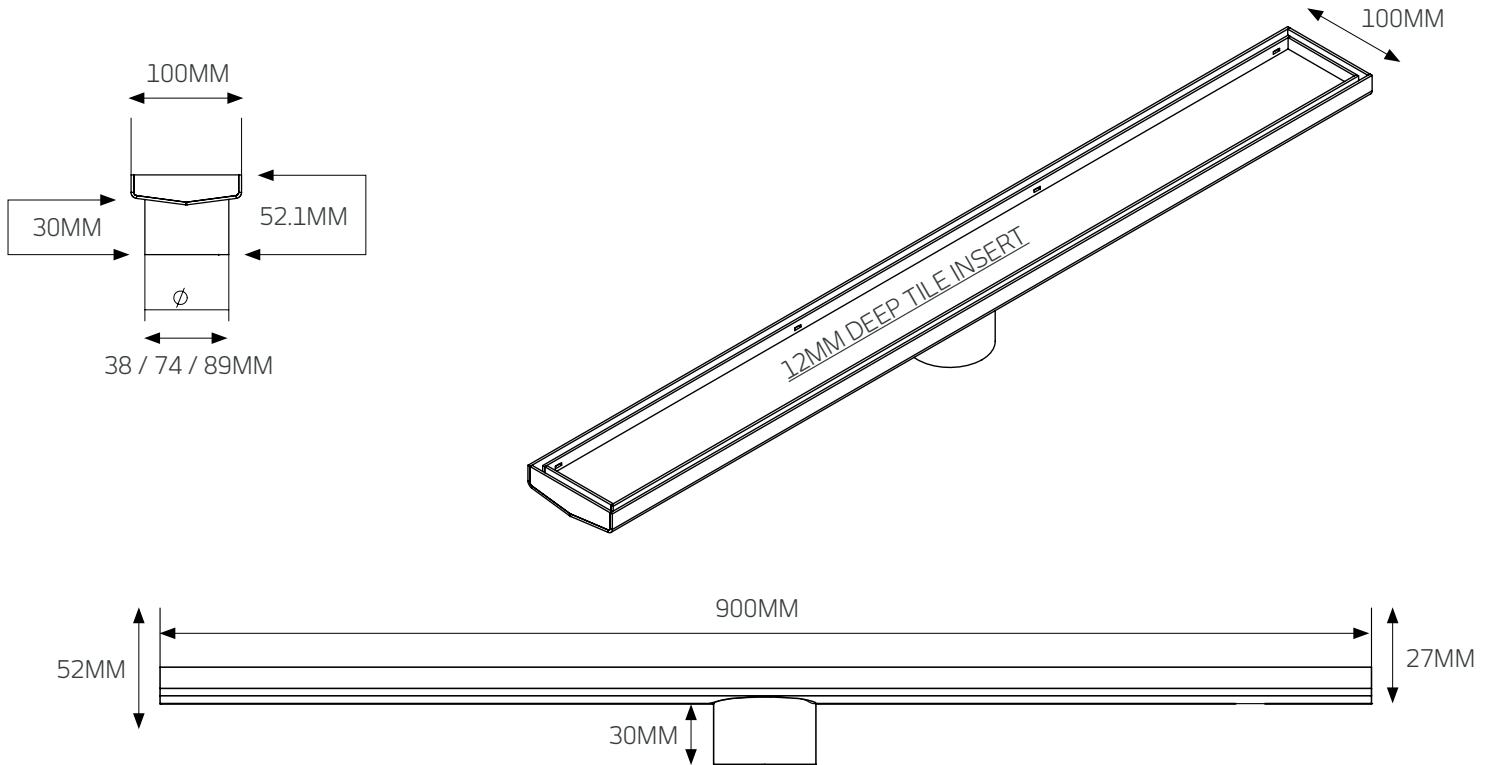









SHOWER GRATES *specifications*

316-RGL-900 – 900 x 100 x 38/74/89mm



FEATURES	CODE	SIZE (MM)	COLOURS
• 316 stainless steel	316-RGL-900	900x100x74	Stainless Steel 
• Thickness of stainless steel is 1.2mm	316-RGL-900-38	900x100x38	Stainless Steel 
• Base is 1.2mm folded edge, cover is 1.0mm folded edge	316-RGL-900-89	900x100x89	Stainless Steel 
• Australian Watermark approved	316-BLK-RGL-900	900x100x74	Matt Black 
• 12mm deep insert can accommodate up to 10mm tile + adhesive	316-BLK-RGL-900-38	900x100x38	Matt Black 
• Matt Black has a Teflon finish, Brushed Gold has a PVD finish	316-GLD-RGL-900-74	900x100x74	Brushed Gold 
• Covered by a 7 year warranty *	316-GLD-RGL-900-38	900x100x38	Brushed Gold 

* The replacement warranty for the coated grates are only applicable until the date of installation. Once Installed any damage to the coatings due to the incorrect use of cleaning products, mis-use or accidental damage, will not be covered under warranty.